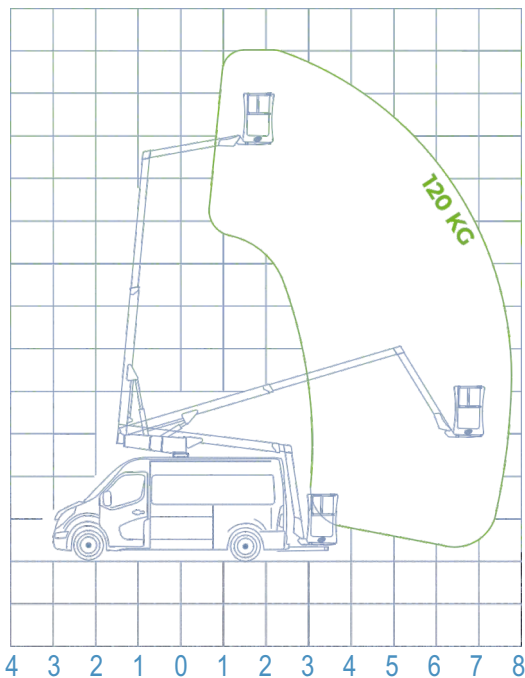




WORKING DIAGRAM

MAXIMUM AREA



OUTRIGGERS

-



WORKING HEIGHT
12,00 m



BASKET HEIGHT
10,00 m



MAX OUTREACH
7,80 m



BASKET LOAD CAPACITY
120 kg



BASKET SIZE
700x700x1100 mm



BASKET ROTATION
0°



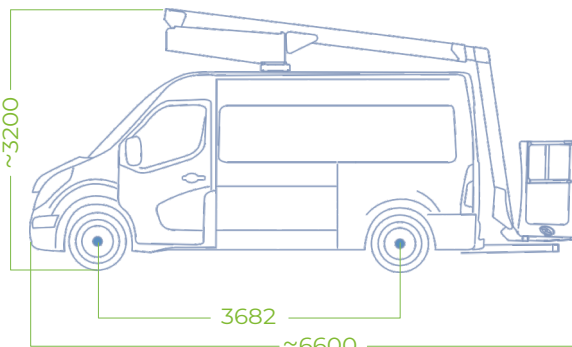
CONTROLS
Electric



TURRET ROTATION
400°

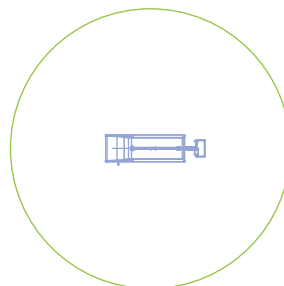


GVW
3,5 ton



Renault Master

MAXIMUM AREA



INFO

STANDARD ACCESSORIES



DATA SHEET

- Cables and hoses installed inside the boom
- Fixed jib
- Single-seater basket in fiberglass with total opening
- Proportional electro-hydraulic controls with speed regulation of all movements
- Possibility of simultaneous movements
- Engine start/stop from the basket
- 230V and 12V socket in the basket
- CAN BUS electronic management system
- Cataphoresis treatment



SAFETY DATA

- Unintentional maneuver protection bar
- Circuit breaker with differential protection on the 230V line
- Automatic levelling of the basket
- Inclinator
- Flanged block valves
- Emergency button
- Emergency manual hand pump
- Electrical hour counter
- Digital hour-counter
- 12V emergency electric pump
- Automatic PTO disengagement