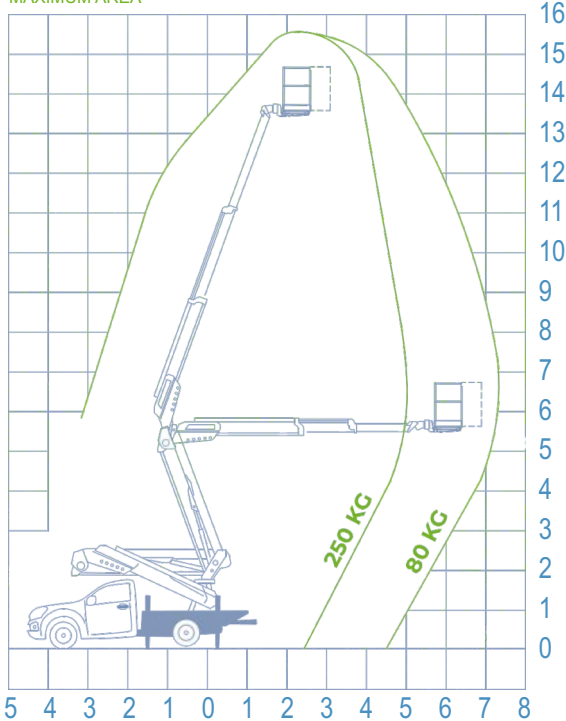






WORKING DIAGRAM


MAXIMUM AREA





INFO


-  **OUTRIGGERS**
H+H


-  **WORKING HEIGHT**
15,50 m


-  **BASKET HEIGHT**
13,50 m


-  **MAX OUTREACH**
7,30 m


-  **BASKET LOAD CAPACITY**
250 kg

-  **BASKET SIZE**
1200x700x1100 mm

-  **BASKET ROTATION**
90° + 90°

-  **CONTROLS**
Electric

-  **TURRET ROTATION**
70°

-  **GVW**
3,19 ton

STANDARD ACCESSORIES

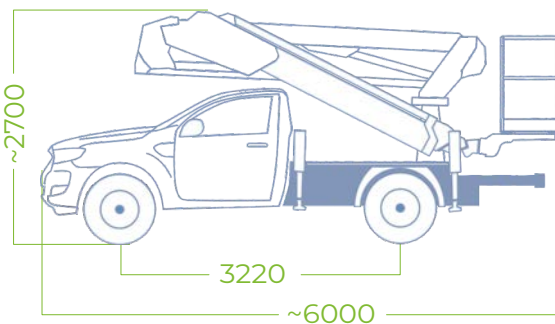
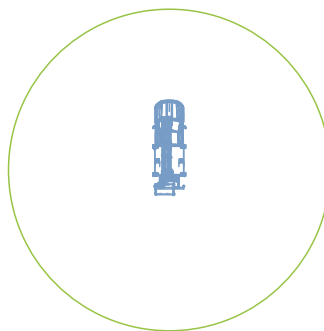
DATA SHEET

- Cables and hoses installed inside the boom
- Proportional electrohydraulic controls with regulation of the speed of all movements
- Electronic safe system CAN BUS
- 4 outrigger plates
- Socket 230V and 12V in the basket
- Possibility of simultaneous movements
- Automatic regulation of engine revolutions
- Cataphoresis treatment with powder coating
- Aerial part centering light on the basket

SAFETY DATA

- **Socage Security System**
- Unintentional maneuver protection bar
- Controls protection of the basket
- Circuit braker with differential protection on the 230V line
- Safety bypass for operator rescue
- Moment limiting device with double security
- Self levelling system for the basket
- Inclinometer
- Flanged block valves
- Emergency button
- Emergency manual hand pump
- Possibility emergency remote rescue
- Automatic PTO deactivation
- Smart anti crash cab protection
- Electrical hour counter
- Cab light closed outriggers
- Maintenance light (service)

MAXIMUM AREA



Misure su Ford Ranger

*Storaggio e altezza di lavoro possono variare di +/- 5% a seconda di variazioni nelle fabbricazioni o condizioni di lavoro.

