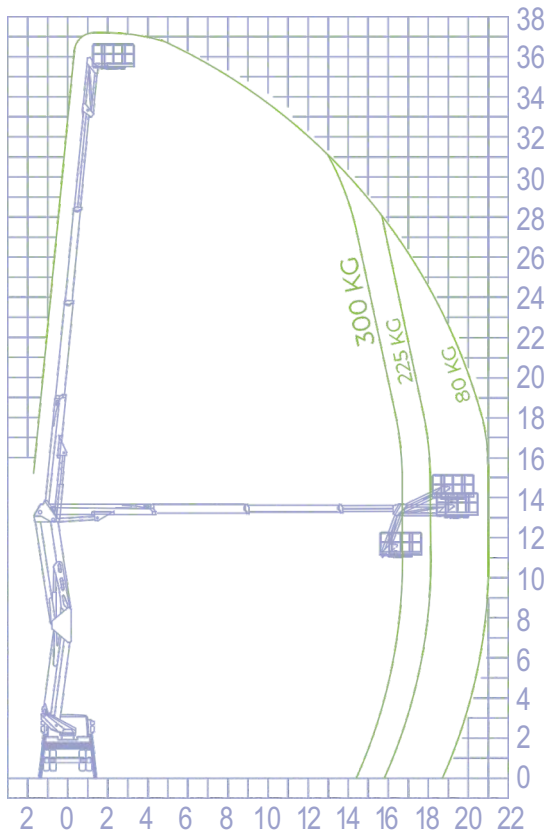




WORKING DIAGRAM

MAXIMUM AREA



OUTRIGGERS
H+H



WORKING HEIGHT
37,30 m



BASKET HEIGHT
35,30 m



MAX OUTREACH
21,00 m



BASKET LOAD CAPACITY
300 kg



BASKET SIZE
2000x800x1100 mm



BASKET ROTATION
90° + 90°



CONTROLS
Electric



TURRET ROTATION
700°



GVW
18 ton

STANDARD ACCESSORIES

[a] AUTOMATIC STABILIZATION

The **SPEED** function is a new solution present in Socage's Aerial Working Platforms on Chassis. It brings great advantages including increasing safety and facilitating the correct use of the necessary stabilization maneuver to start working. With a single button, even from the basket, it allows to obtain stabilization in a safe, simple and fast way, quickly overcoming the irregularities of the ground.

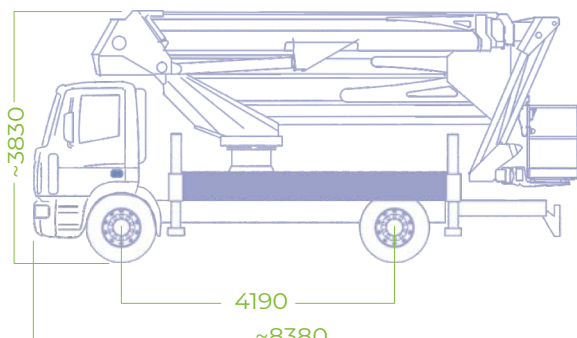
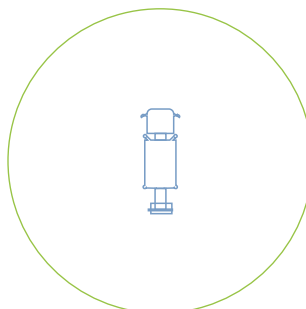
✓ DATA SHEET

- **SPEED automatic closing**
- **SPEED automatic stabilization from the basket and from the ground**
- Proportional electrohydraulic controls with regulation of the speed of all movements
- Double or triple working area depending on the installation
- Articulated final jib
- Electronic safe system CAN BUS
- Engine start/stop from the basket
- Heat exchanger
- 4 outrigger plates
- Socket 230V
- Magnetic roto-lamp on the vehicle cabin
- Cataphoresis treatment with powder coating
- Aerial part centering light on the basket
- Tool trunk
- Under-run
- 150 mm aluminum side rails
- LED rear bumper lights
- LED rotating beacon on truck cab

✓ SAFETY DATA

- Emergency button
- Emergency manual hand pump
- Cross-check of open stabilizers
- Multi-axial device for visual control of frame stabilization
- Intelligent cabin anti-collision sensor
- Load limiter in the basket
- Moment limiting device with double security
- Chassis flatness sensor
- Flanged block valves
- Differentiated filtering hydraulic system with high efficiency filters both on the delivery lines and on the return lines
- Automatic basket leveling
- Automatic PTO deactivation
- Warning horn from the basket
- SSW Socage Safe Workplace safety lights on the aerial part

MAXIMUM AREA



IVECO EUROCARGO

*Stiraccio e altezza di lavoro possono variare di +/- 5% a seconda di variazioni nella fabbricazione o condizioni di lavoro.